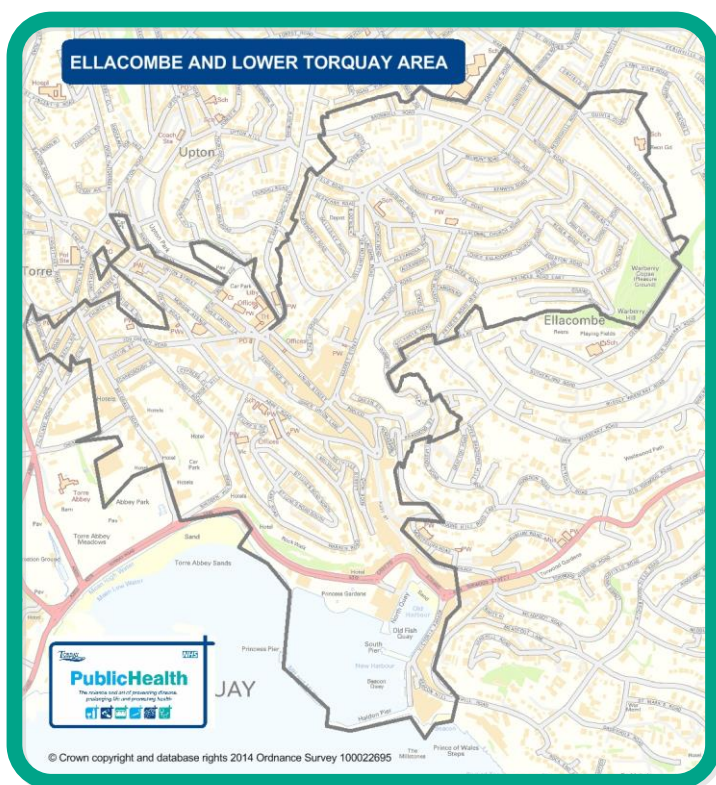


The Ellacombe and Lower Torquay community is one that is generally younger than average, with noticeably higher proportions of the population aged in their 20's. It is also a community that has significant challenges with almost half (45%) living within the top 10% most deprived communities in England (2010 Index of Multiple Deprivation).

Just over a fifth (21%) of registered patients aged 0 to 19 within the Ellacombe and Lower Torquay area are registered with South Over Medical Practice, whilst just under a fifth (18%) are registered with Croft Hall Medical Practice.

The majority of information contained within this overview is based on the area within the solid line in figure 1; the line is a geographical aggregation of 7 LSOAs (lower level super output areas – population statistical building blocks) and includes the electoral ward of Ellacombe.

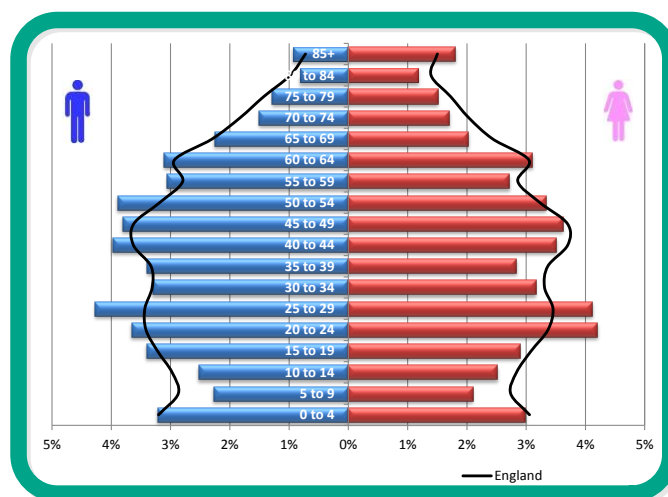
Figure 1: Map of Lower Torquay area



The Ellacombe and Lower Torquay community contains a total population of around 10,700, with around 2,300 (22%) persons aged 0 to 19. The area has a slightly higher proportion of 0 to 19 year olds compared to the wider Torbay (21%) or South Devon and Torbay (21%), however this proportion is slightly lower than the England average of 24%.

The population structure, shown in figure 2, suggests a high proportion in their 20s.

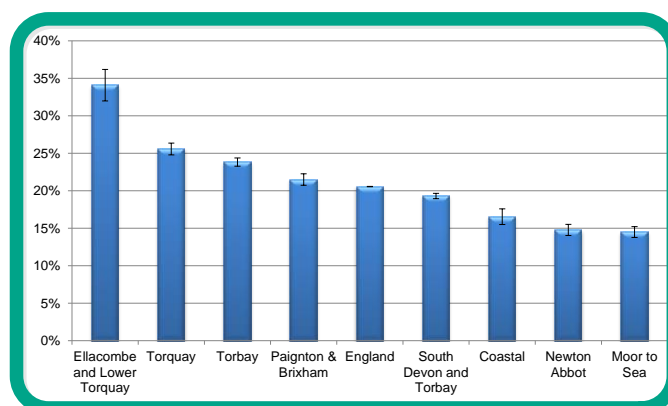
Figure 2: Population structure



Source: ONS 2011 Census

The community experiences some significant financial pressures, with 3 out of 10 children under the age of 16 in the area estimated to be living in poverty.

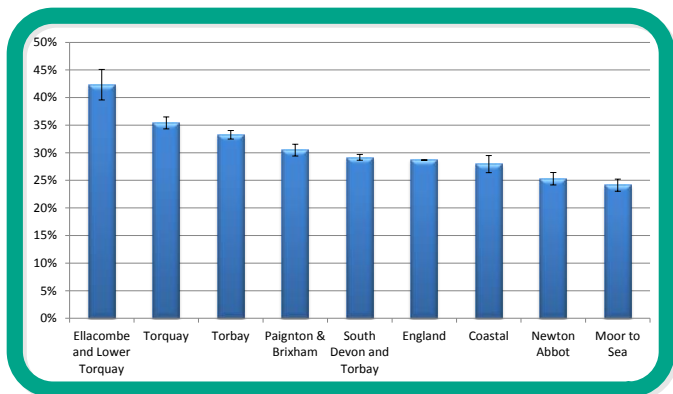
Figure 3: Estimated levels of child poverty



Source: HMRC

Around 2 in 5 (42%) families with dependent children in Ellacombe and Lower Torquay are lone parent families.

Figure 4: Lone parent families

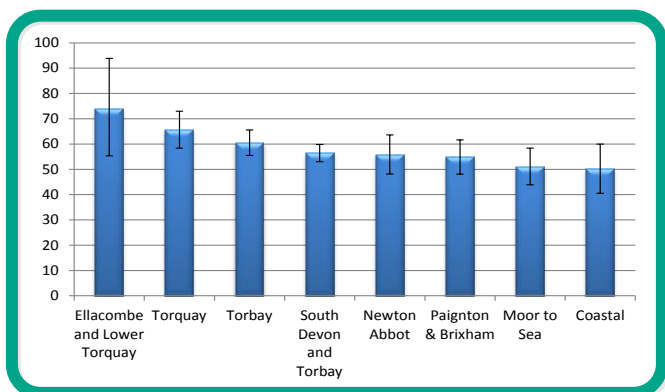


Source: NOMIS, 2011 Census

Over the three year period, 2010/11 to 2012/13, there were some 520 emergency admissions to hospital, or around 175 per year, for persons aged 0 to 19 in Ellacombe and lower Torquay - an emergency admission every other day.

As a rate per 1,000 residents aged 0 to 19, this is higher than the wider Torbay, and South Devon and Torbay average.

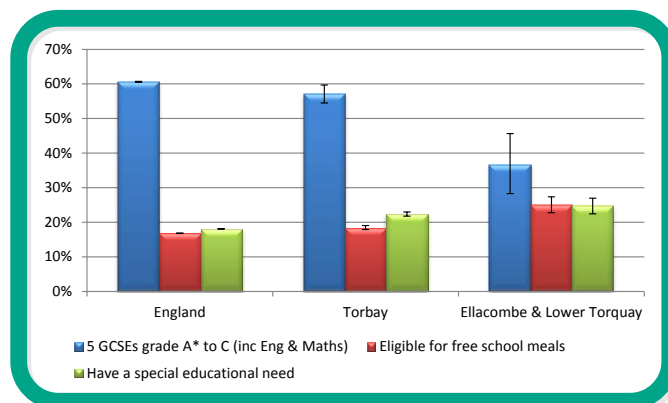
Figure 5: Rate of emergency admissions per 1,000 0 to 19s



Source: SUS hospital admissions

The community has significantly higher proportions of children eligible for free school meals, and noticeably lower rates of achievement levels at GCSE than the Torbay or England average.

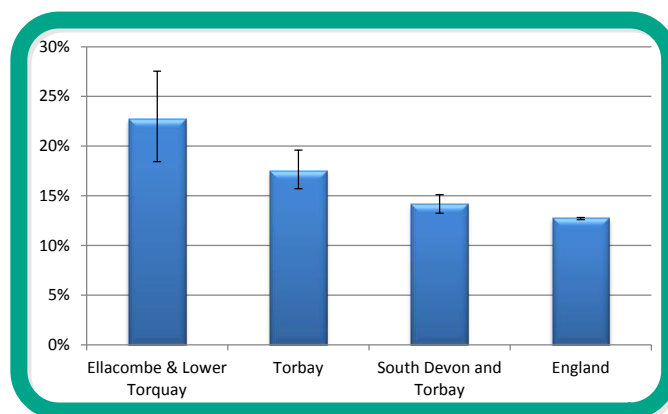
Figure 6: Proportion of children...



Source: Torbay Council, 2013 Pupil census

Almost 1 out of every 4 pregnant mothers in the area smoke during their pregnancy.

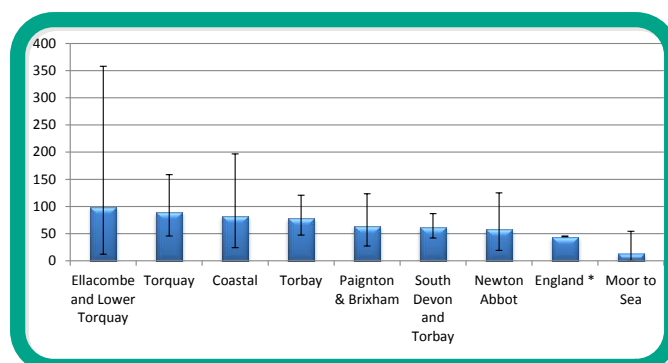
Figure 7: Smoking during pregnancy, 2012/13



Source: Maternity Services

The under 18 age group have relatively high rates of alcohol related admissions to hospital compared to other communities. However, these are relatively small numbers (less than 5 per year in the area).

Figure 8: 5 year crude rate of alcohol related admissions per 100,000 (under 18s)



Source: SUS hospital admissions; * England data for three year period